



HIRANO TECSEED

Consolidated Financial Results 3Q FY2022

Securities Code:6245

The Standard Market of the TSE.Code No.6245

URL <https://www.hirano-tec.co.jp/>

FINANCIAL REPORT

FY2022

3Q

Result

Company Profile

Company Name

HIRANO TECSEED Co., Ltd.

Representative

Kaoru Okada, President

Paid-in Capital

¥1,847,821,888 (as of end-December 2022)

Headquarters

101-1, Kawai, Kawai-cho, Kitakatsuragi-gun, Nara Pref. 636-0051, Japan

**Group Companies
(wholly-owned)**

- HIRANO GIKENKOGYO Co., Ltd.
- HIRANO K&E Co., Ltd.

Number of Employees

299 (Consolidated: 393, as of end-December 2022)

Securities Code

6245 (Industry: Machinery)

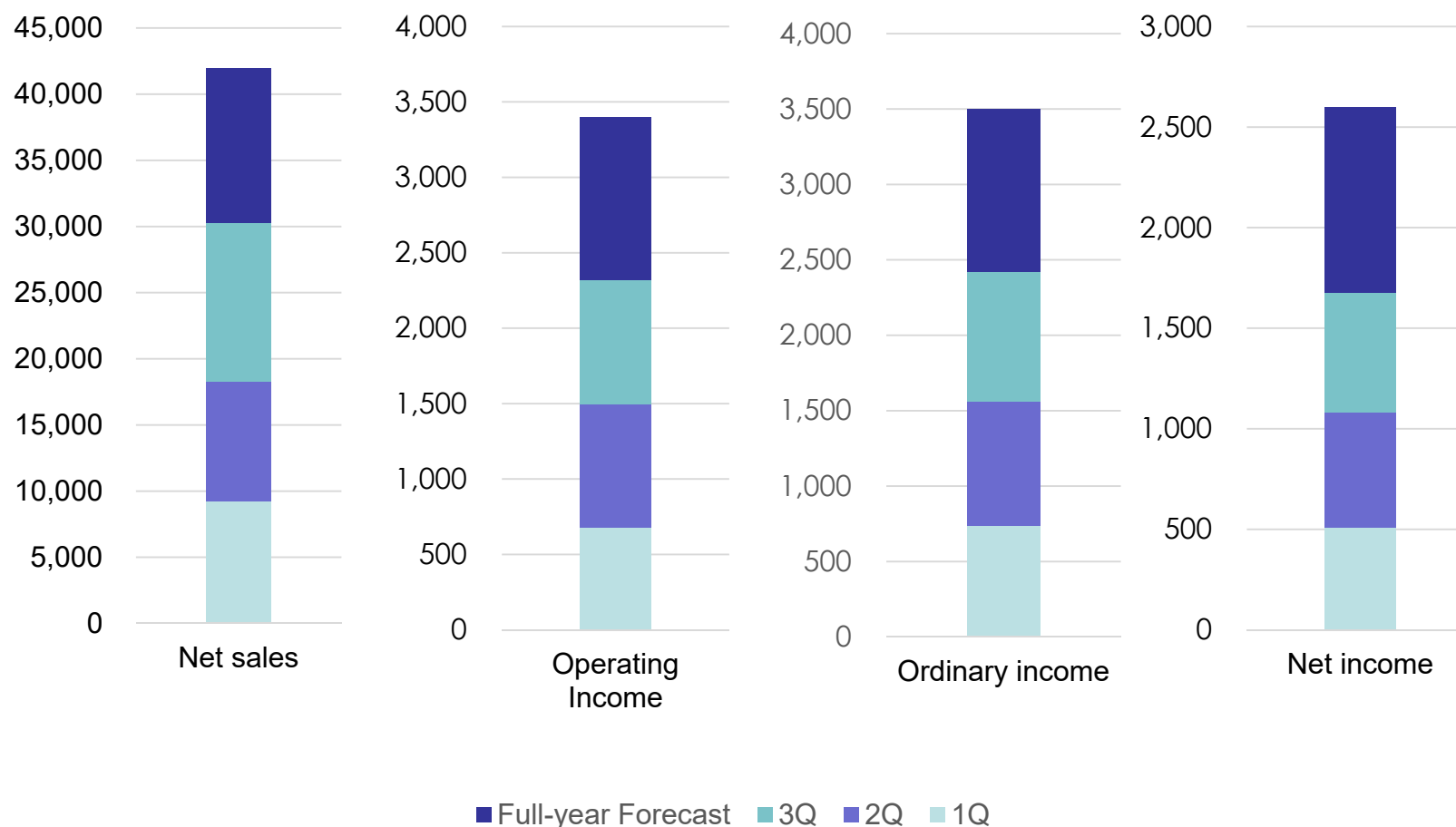
Overview of Consolidated Financial Results

(Unit: ¥million)

| | Cumulative Results | | | Previous Year Reference |
|------------------|--|--|--------------|--|
| | FY2021 Apr 1, 2021- Dec 31, 2021 | FY2022 Apr 1, 2022- Dec 31, 2022 | Change (QoQ) | FY2021 Apr 1, 2021- Mar 31, 2022 |
| Net Sales | 27,566 | 30,228 | 9.7% | 37,866 |
| Operating Income | 3,190 | 2,316 | (27.4)% | 3,986 |
| Ordinary Income | 3,285 | 2,421 | (26.3)% | 4,122 |
| Net Income | 2,525 | 1,675 | (33.7)% | 3,103 |

Overview of Consolidated Financial Results

(Unit: ¥million)



Progress rate(4Q)

72.0%

68.1%

69.2%

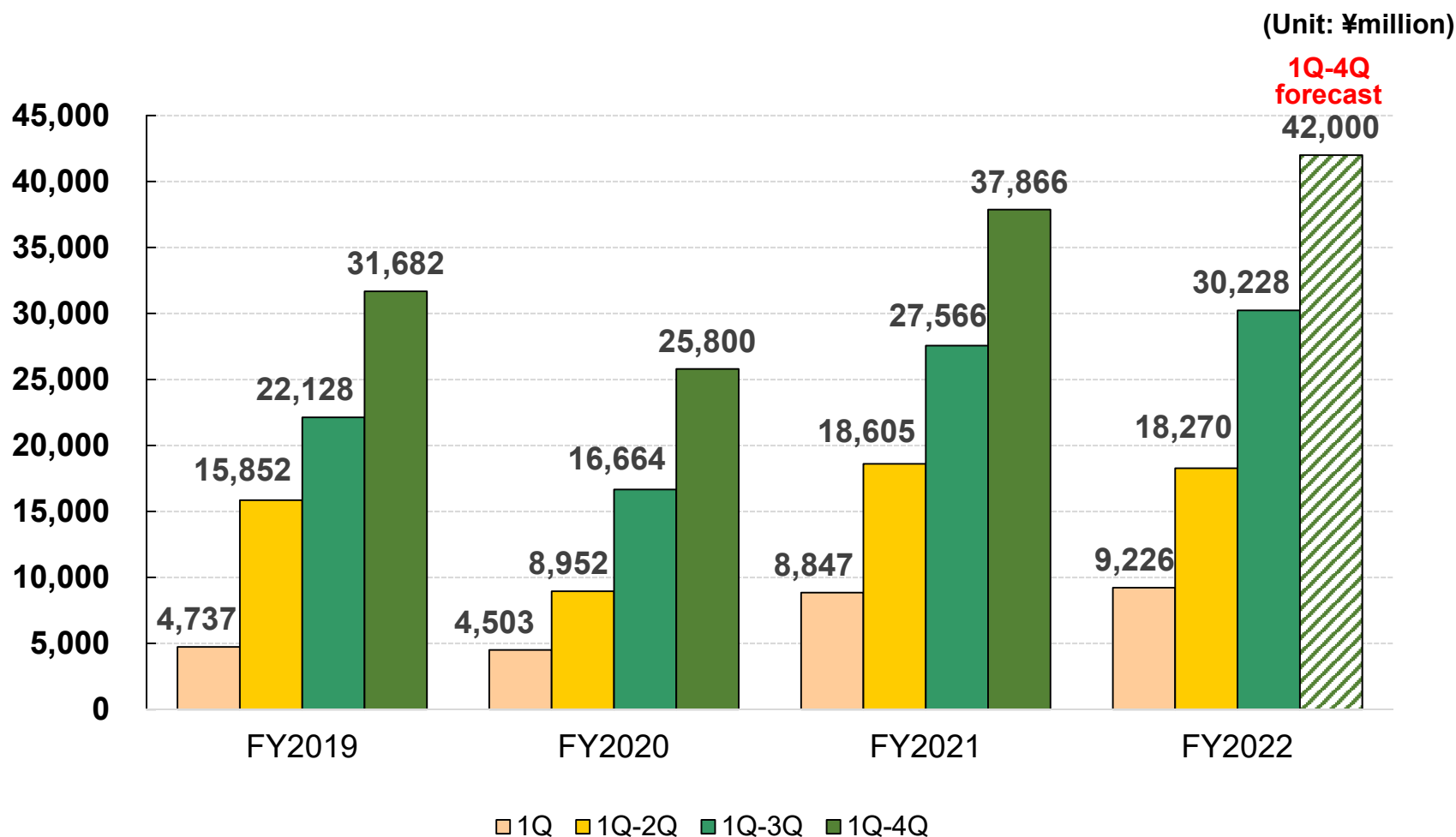
64.4%

Asset Indicators

(Unit: ¥million)

| | FY2021 as of end-Mar 2022 | FY2022 as of end-Dec 2022 | YTD change (%) |
|---------------------|------------------------------|------------------------------|----------------|
| Current Assets | 38,953 | 45,778 | 17.5% |
| Fixed Assets | 11,508 | 12,352 | 7.3% |
| Current Liabilities | 15,104 | 21,713 | 43.8% |
| Fixed Liabilities | 894 | 1,003 | 12.2% |
| Net Assets | 34,463 | 35,414 | 2.8% |
| Total Assets | 50,461 | 58,131 | 15.2% |
| Equity Ratio (%) | 68.3% | 60.9% | — |

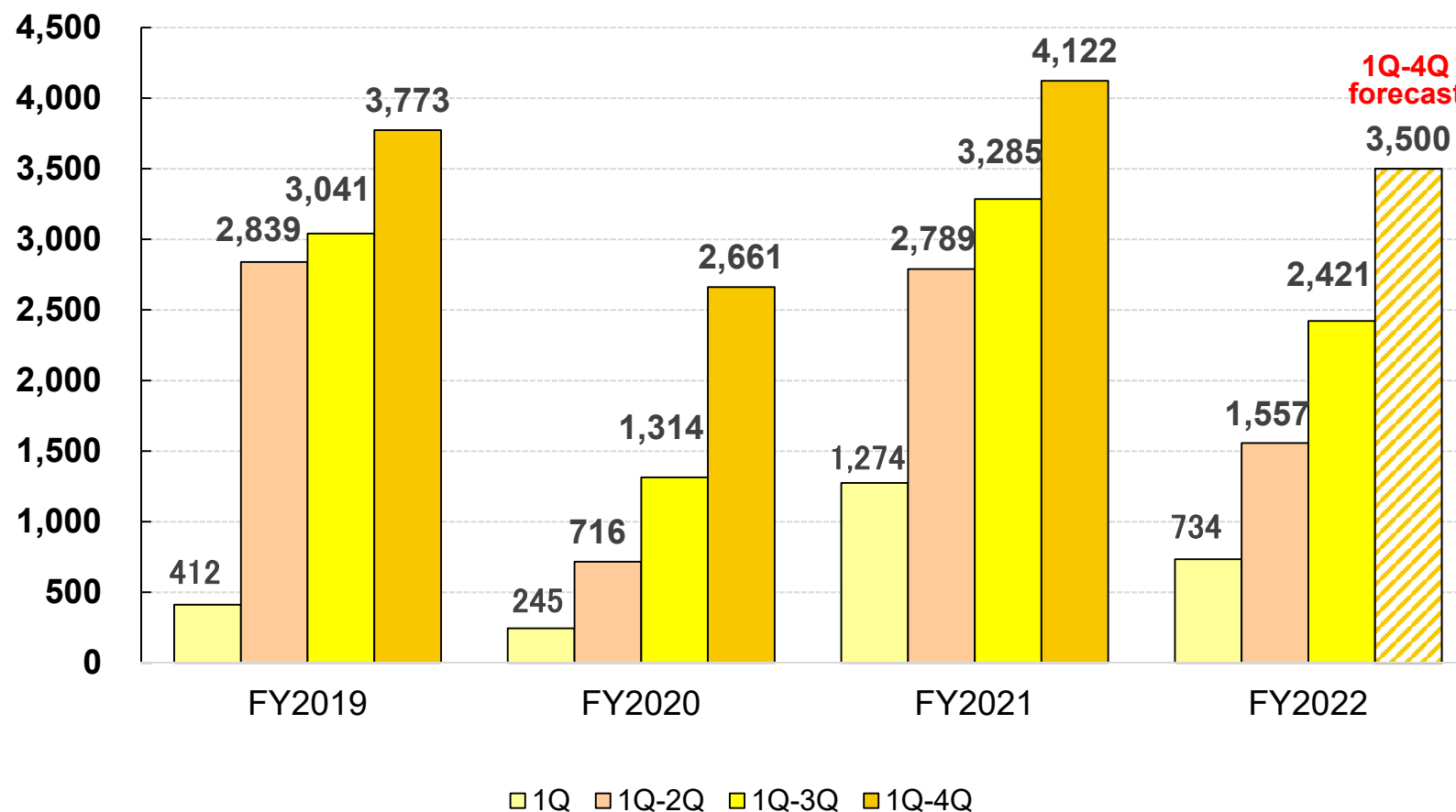
Change in Net Sales (cumulative)



We applied Accounting Standards for Revenue Recognition (ASBJ Statement No. 29, March 31, 2020) from the beginning of the FY2021 consolidated accounting period. Figures for FY2021 are adjusted to reflect these standards.

Change in Ordinary Income (cumulative)

(Unit: ¥million)

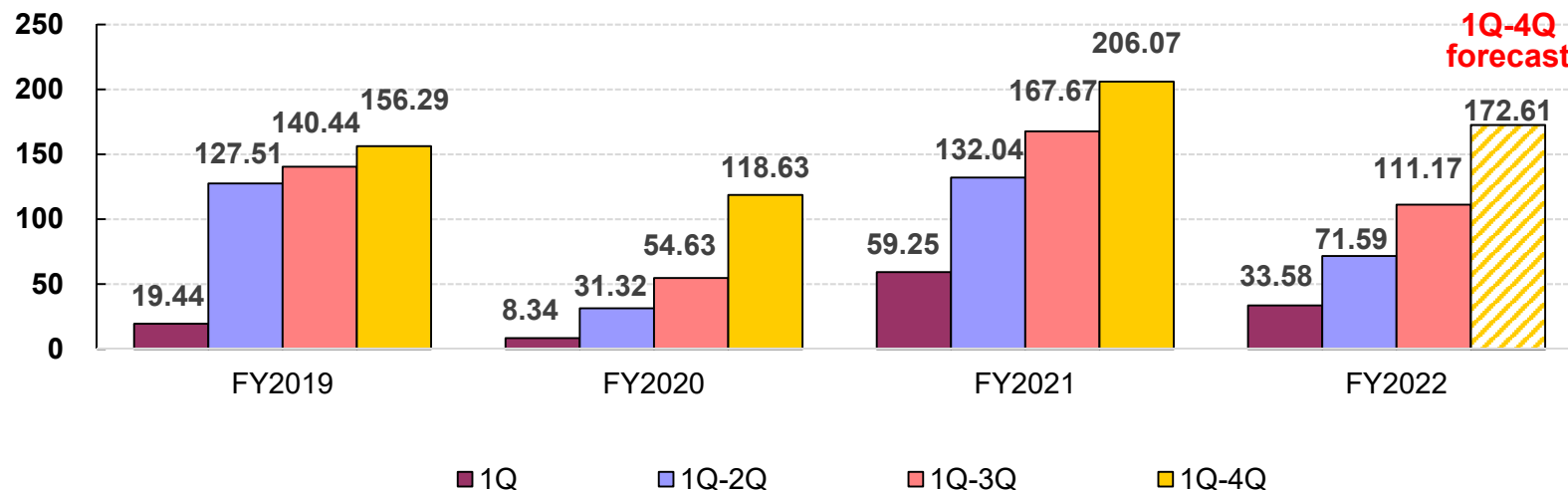


We applied Accounting Standards for Revenue Recognition (ASBJ Statement No. 29, March 31, 2020) from the beginning of the FY2021 consolidated accounting period. Figures for FY2021 are adjusted to reflect these standards.

Net Income Per Share and Dividends Per Share

Net income per share

(Unit: ¥)



We applied Accounting Standards for Revenue Recognition (ASBJ Statement No. 29, March 31, 2020) from the beginning of the FY2021 consolidated accounting period. Figures for FY2021 are adjusted to reflect these standards.

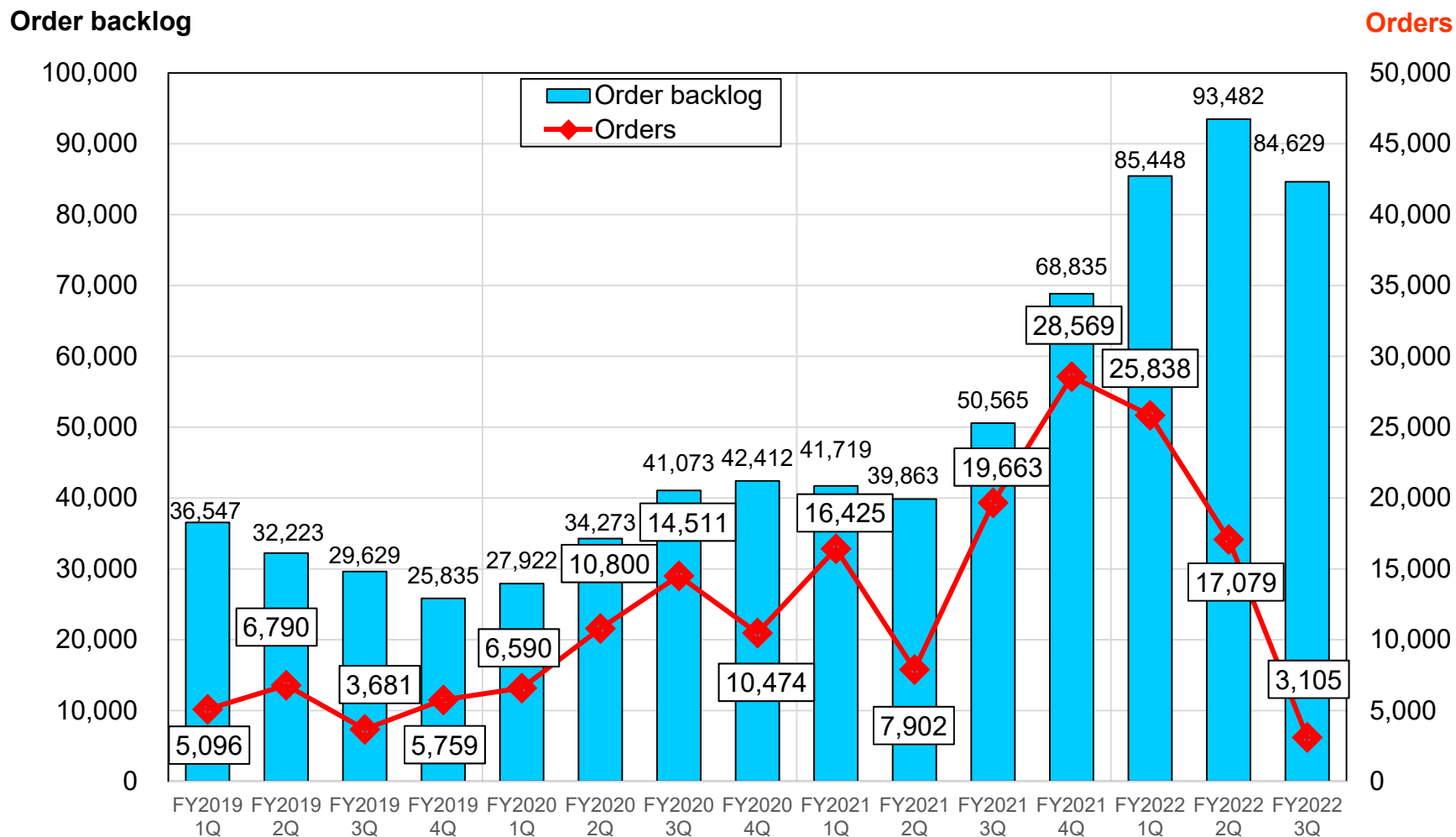
Dividends per share

◆The company's basic policy for dividends is to maintain stable dividends based on the company's earnings situation. (Unit: ¥)

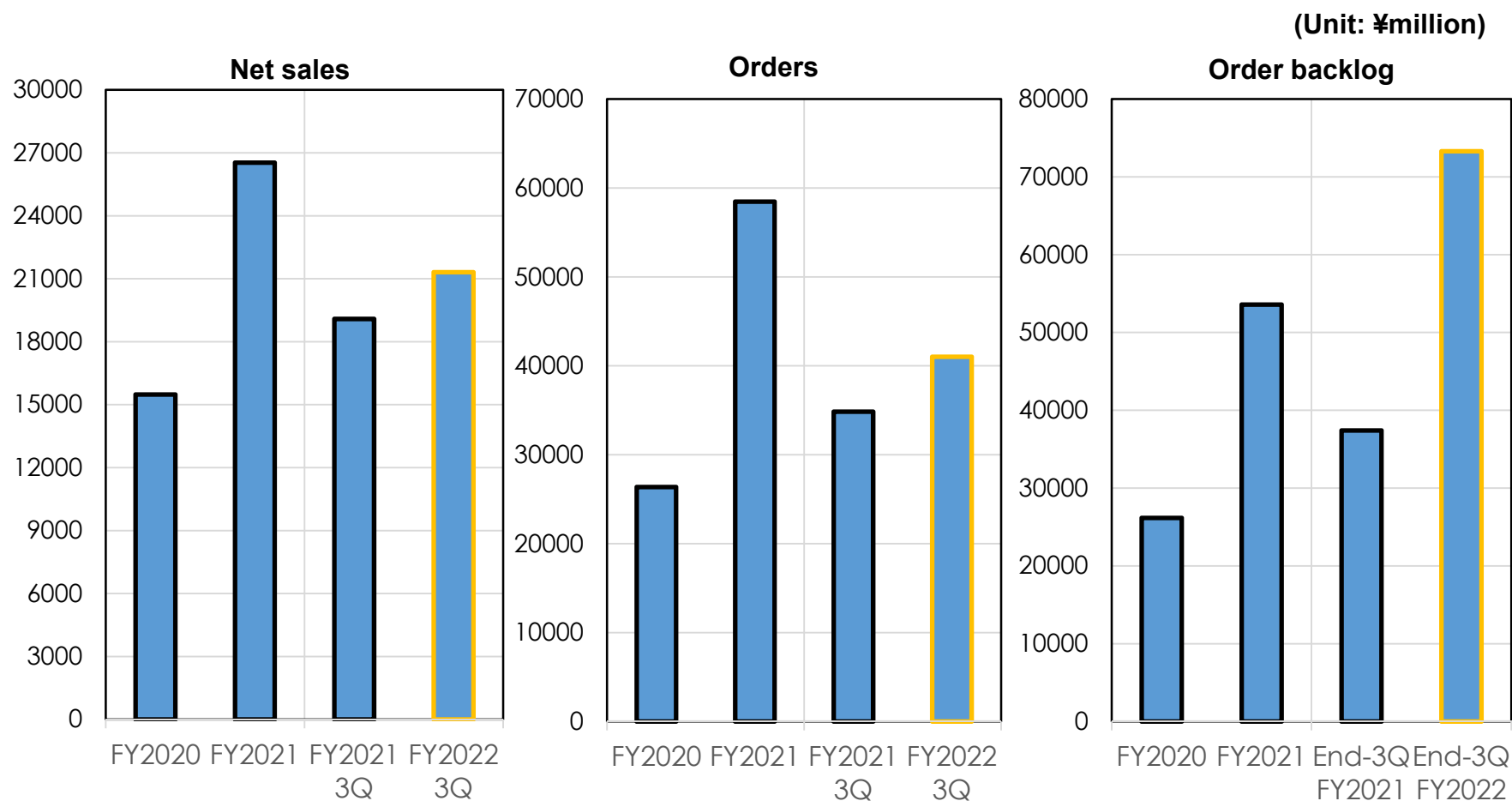
| FY | Interim dividend | Year-end dividend | Full-year dividend |
|--------|------------------|-------------------|--------------------|
| FY2020 | 15 | 22 | 37 |
| FY2021 | 28 | 28 | 56 |
| FY2022 | 28 | Forecast 28 | 56 |

Change in Orders and the Order Backlog (by quarter)

(Unit: ¥million)

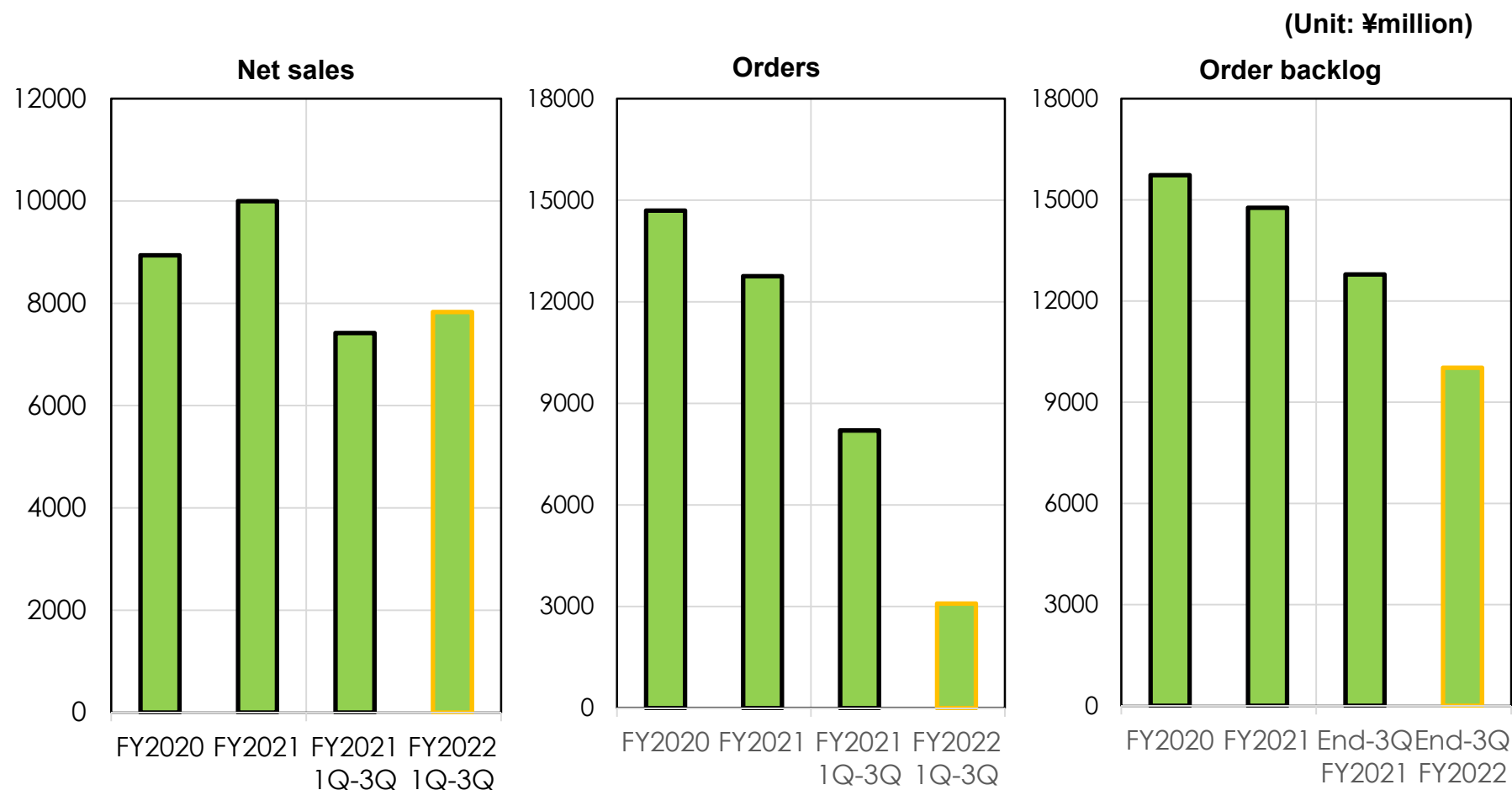


Coating and Laminating Machinery Segment



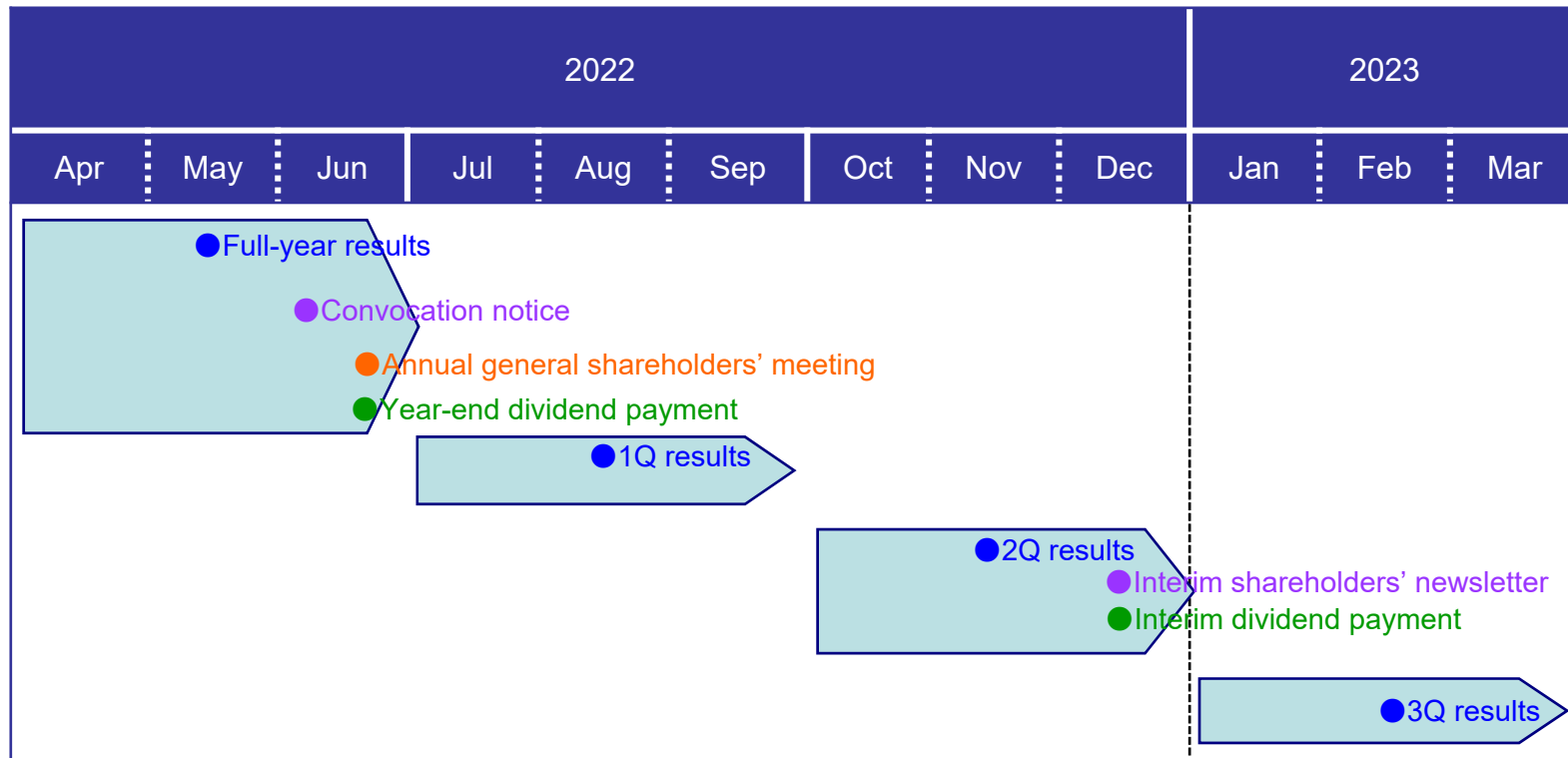
We applied Accounting Standards for Revenue Recognition (ASBJ Statement No. 29, March 31, 2020) from the beginning of the FY2021 consolidated accounting period. Figures for FY2021 are adjusted to reflect these standards.

Industrial Machinery Segment



We applied Accounting Standards for Revenue Recognition (ASBJ Statement No. 29, March 31, 2020) from the beginning of the FY2021 consolidated accounting period. Figures for FY2021 are adjusted to reflect these standards.

IR Event Calendar



Disclaimer

Contact:

General Affairs Department

HIRANO TECSEED Co., Ltd .

<https://www.hirano-tec.co.jp/en/contact/>

Tel: +81-745-57-0681

This document provides information intended solely to help readers' understanding of HIRANO TECSEED CO., LTD.

Thus, we have no intention to solicit or encourage investment for securities or financial products mentioned in this document. Also, readers are advised that this document is not a disclosure document or statement of financial performance as required by Japan's Financial Instruments and Exchange Act, Act on Investment Trusts and Investment Corporations, related cabinet orders, cabinet office ordinances or rules, the rules governing companies listed on the Tokyo Stock Exchange, or any other applicable rules.

This document contains forward-looking statements, including forecasts of financial position, results of operations, and business-related matters, as well as statements related to the plans and goals of the management of HIRANO TECSEED CO., LTD. There are a number of known and unknown risks and uncertainties that can cause its actual results or performance to differ materially from any explicit or implicit forecasts contained herein. These forward-looking statements also rest on a number of assumptions with regard to our present and future management strategies, as well as the political and economical environments in which we will conduct its future business operations.

Although the information contained in this document is the best available at the time of publication, no assurances can be given regarding the accuracy, certainty, validity or fairness of this information and we are not responsible for any error or inaccuracy in the information or data contained herein. The content of this document can be modified or withdrawn without prior notice.